




Meet the Panelists & Guest Speaker!



Ron Gimondo, JFK Principal

Michelle Bell, Parkville Principal

Ai-Huei Chang-Lau, JFK Assistant Principal

Laura Goldstein, JFK Technology Staff Developer and Teacher

Kelly Mekeel, Parkville Technology Staff Developer and Teacher

Justin Lander, Director of Technology



Tech Webinar Agenda



Meet Dr. Lander,
ISTE Standards



iPad Care



Study Skills for home



Digital Citizenship



Commonly Used Apps




Q & A

ISTE Standards




DIGITAL CITIZENSHIP STANDARDS



1:1 iPad Program


- All GNPS students have been assigned an iPad in grades Prekindergarten through Grade 12
- Students have been logged into the iPads already by Tech
- All families need to complete the iPad agreement sent home, one for each child



iPad Care



We are responsible iPad users?



Tablet Rule #1



We will hold the tablet with both hands.

Tablet Rule #2



We will use clean and dry hands.

Tablet Rule #3



We will only use the apps our teacher has told us to use.

Tablet Rule #4



We will sit down while we use the tablet.

Tablet Rule #5



We will ask for help when we need it.

If I click on something that is not right for me...



Close it



Home Button

or



Study Skills



What can parents do at home?



Think about setting up a space where your children could work successfully at home.

What would this look like?

- ☐ Desk/table
- ☐ Quiet area, not a lot of distractions
- ☐ Supplies- pencils, markers, crayons, Scissors, paper, etc.
- ☐ Access to electric outlet (if needed)



It's important to be comfortable...
but not too comfortable!



Commonly Used Apps



★ ★ Commonly Used Apps

- App specific login information will be shared throughout the school year
- At the primary level, iPads are used to supplement instruction when developmentally appropriate





Seesaw



A Multimedia Portfolio

- ★ Students can capture their learning & show what they know with photos, videos, etc
- ★ Teachers can create and assign interactive activities



A Communication Tool

- ★ Parents can view their child's work
- ★ Teachers can send announcements and messages

GNPS Educational Resources

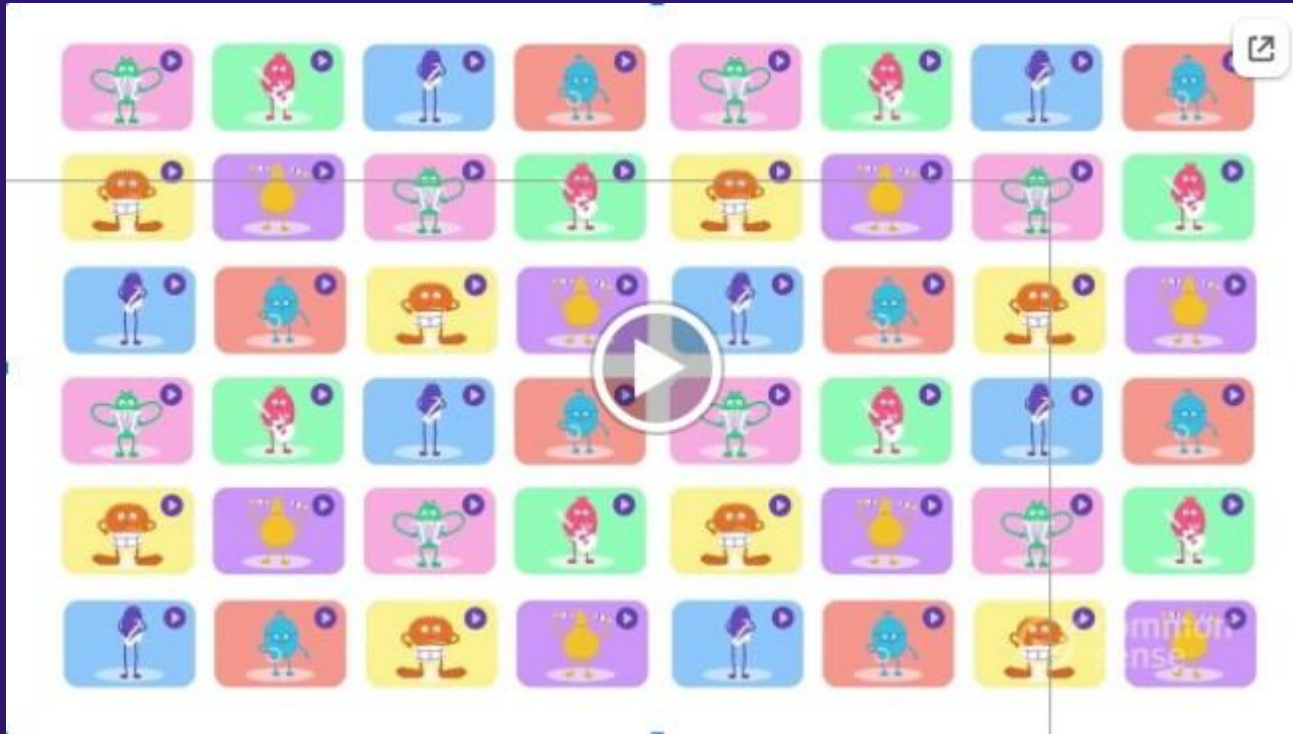
Tech Links



Digital Citizenship



FINDING YOUR MEDIA BALANCE



BALANCE IS IMPORTANT

- Look up from your screen
- Share your game
- Play outside in the nice weather
- Devices go off at night

**OUR WHOLE SELF IS HAPPY
WHEN THE BALANCE IS JUST
RIGHT!**

BEING SAFE ON THE INTERNET

- The internet is like your neighborhood
 - You can visit cool places
 - Talk to family and friends
 - You can learn lots of new things
 - You can go on field trips

**STAYING SAFE ONLINE IS JUST
LIKE STAYING SAFE IN REAL LIFE!**

MY ONLINE NEIGHBORHOOD



THREE RULES TO REMEMBER

- 1. Always ask your parents first!**
- 2. Only talk to people you know!**
- 3. Stick to places just right for
you!**

DIGITAL FOOTPRINTS




HOW BIG IS YOUR DIGITAL FOOTPRINT?

- Everytime you go online to play a game, search the Internet...you leave a trail
- When you post something, comment on something, anything you do on the Internet becomes part of your footprint

PAUSE AND THINK


- Never share private information like your full name, phone number or address
- Be:
 - **Safe**
 - **Responsible**
 - **Respectful**

- ✓ Step away.
- ✓ Tell a trusted adult.
- ✓ OK sites first.
- ✓ Pause and think online.





Teachers model iPad Care,
management, and responsibility
on a daily basis



What We Do In School:

- Use safe, private, reliable, secure and age appropriate tools
- Set clear, realistic and enforced policies
- Teach digital citizenship in our classrooms
- Encourage students to go to a trusted adult
- Encourage students to "STAND UP, not stand by"

WHAT CAN BE DONE AT HOME?

- Know what kids are doing online
- Limit online socializing
- Teach the basics of good behavior online
- Keep passwords private
- Encourage kids to talk to a trusted adult
- Establish consequences for bullying behavior
- Be prepared to deal with cyber bullying

COMMUNICATE! Use the information shared tonight to start a conversation and keep that line of communication open.

Responsible



Kind

Respectful



Thank you!

