

Great Neck Public Schools

Security Review



Board of Education Meeting

November 29, 2018



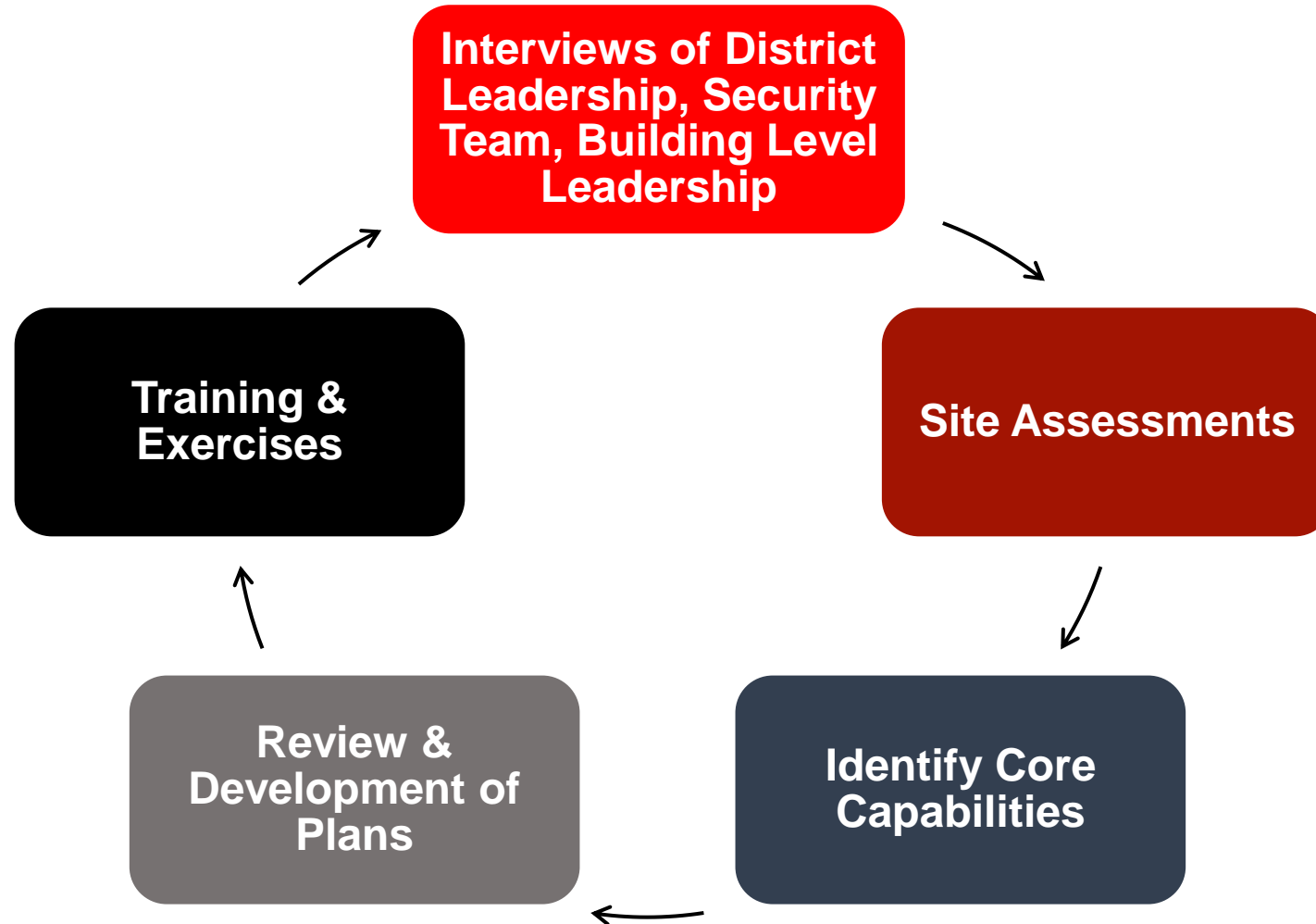
The Project



- Led by the Board of Education and Superintendent Teresa Prendergast, Great Neck Public Schools took a proactive position in its decision to initiate an examination of the district's security posture
- RedLand Strategies was retained to review technology and physical-based security measures as to their effectiveness in protecting the students and staff of Great Neck Public Schools
- RedLand and Avaris examined the security in each district's building including:
 - Deployment of personnel, structure of security department, security related policies, building level emergency plans, and the number and types of security drills conducted
- RedLand coordinated with the Nassau County Police Department

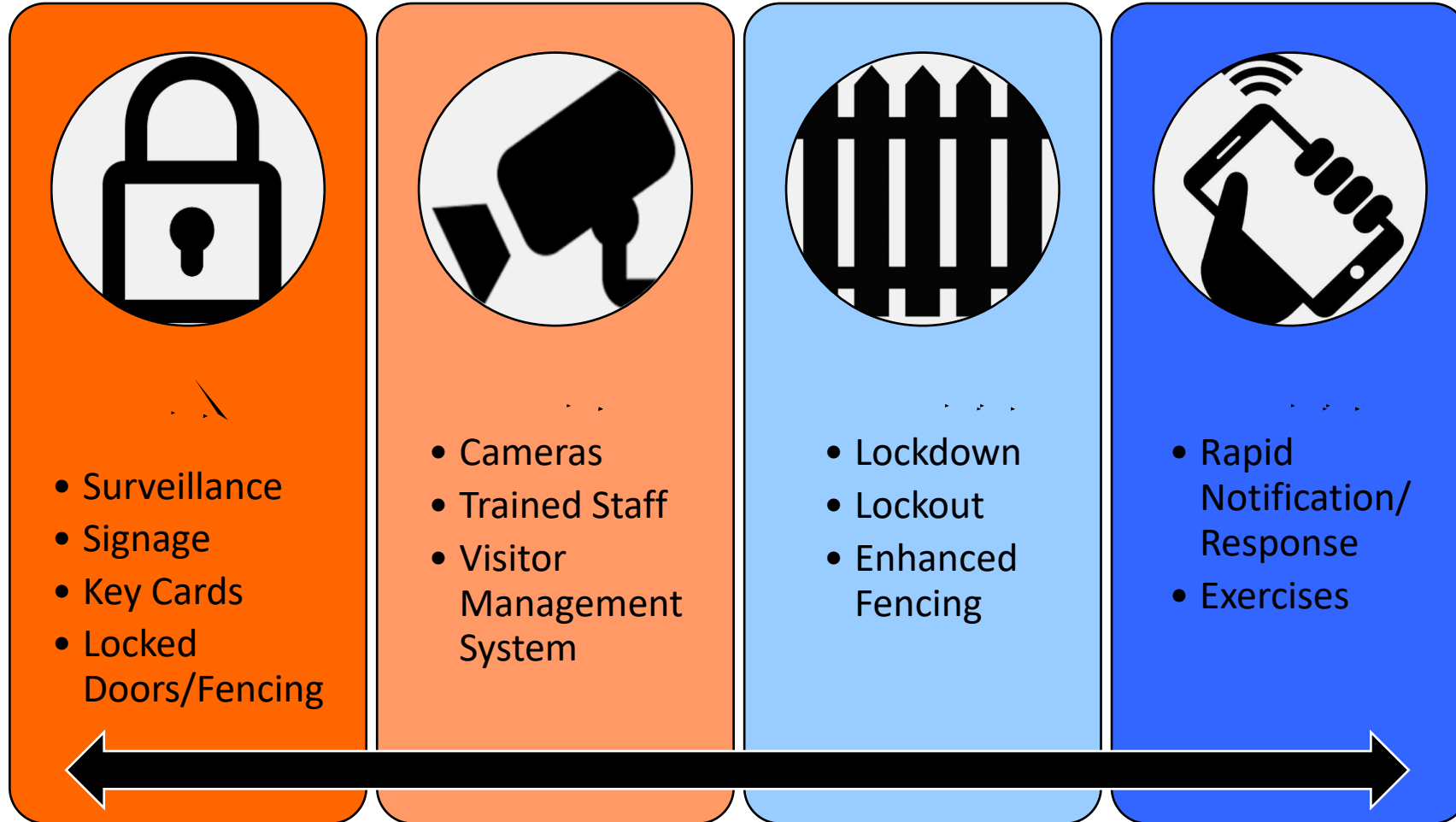


Our Method





How to Think About Physical Security





Assessments



Overview

This review included assessments of and recommendations for the following:

1. **Protocols, Procedures and Plans**
2. **Enterprise-Wide Technologies**
3. **Personnel**
4. **Physical Security**
5. **Training**

GREAT NECK PUBLIC SCHOOLS

EMERGENCY PROTOCOLS

<u>LOCKOUT</u> USED FOR A THREAT OUTSIDE THE BUILDING	<u>SHELTER IN PLACE</u> USED FOR A SPECIFIC BOMB THREAT OR A WEATHER RELATED SITUATION	<u>LOCKDOWN</u> USED FOR AN IMMINENT THREAT INSIDE THE BUILDING
<ul style="list-style-type: none"> ➤ LOCK EXTERIOR DOORS AND WINDOWS ➤ MOVEMENT WITHIN BUILDING PERMITTED ➤ NO PERSON MAY ENTER OR EXIT THE BUILDING 	<ul style="list-style-type: none"> ➤ LISTEN FOR INSTRUCTIONS ➤ MOVE AWAY FROM WINDOWS ➤ RELOCATE OCCUPANTS OF THE BUILDING TO A SAFE AREA IF THE SITUATION WARRANTS ➤ STAY TOGETHER AT ALL TIMES ➤ BRING ATTENDANCE ROSTER 	<ul style="list-style-type: none"> ➤ REMAIN IN ROOM ➤ LOCK DOORS ➤ LEAVE LIGHTS AS THEY ARE ➤ NO MOVEMENT, VISIBILITY, OR SOUND AT ALL ➤ REMAINS IN EFFECT UNTIL EMERGENCY RESPONDER PHYSICALLY RELEASES YOU

HOLD IN PLACE USED TO LIMIT MOVEMENT OF STUDENTS AND STAFF WHILE DEALING WITH A SHORT TERM EMERGENCY

➤ FOLLOW SHELTER IN PLACE INSTRUCTIONS IF DIRECTED TO DO SO

July 2018



Protocols, Procedures & Plans



Existing Measures

- ✓ GNPS District-Wide School Safety Plan is up-to-date and aligns with State guidance
- ✓ Established District-Wide School Safety Team
- ✓ Plans align with Federal guidance and Best Practices
- ✓ 24/7 Security posture aligns with Best Practices

Recommendations

- Consider authorizing District-Wide School Safety Team to create guidance for building-level plans and trainings
- Consider designating alternates for District-Wide School Safety Team
- Enhance current guidance to include security procedures for which outside entities shall abide
- Suggest conducting a full hazard assessment



Enterprise-Wide Technology



Existing Measures

- ✓ Surveillance cameras are monitored on site and at the security office
- ✓ Visitor management system in place (LobbyGuard®)
- ✓ Emergency communication through public announcement system
- ✓ 911 notification system (Internal phones)
- ✓ Parent Link

Recommendations

- Encourage uniform use of visitor management system
- Adjust size of monitors for camera feed and camera frame speed
- Additional end-point protection and monitoring of network traffic
- Consider Security Lifecycle Review



Personnel



Existing Measures

- ✓ GNPS leadership is proactive as evidenced by this initiative and existing safety-first posture
- ✓ Several strong working relationships exist between security guards and custodial staff
- ✓ Guards at lobbies of main entrances
- ✓ Directed mobile patrol guards

Recommendations

- Continue to identify ways to empower and support security organization
- Continue to encourage security guards and custodial staff to work as a coordinated team across all schools and buildings



Physical Security



Existing Measures

- ✓ Participated in an unprecedented security initiative with Nassau County Police Department whereby each facility was evaluated
- ✓ GNPS has a visitor management system in place; will be implementing security vestibules
- ✓ Security personnel are supported by the ability to monitor areas with the use of video surveillance
- ✓ Buildings have adequate fencing

Recommendations

- Ensure doors are locked
- Consider installing vehicular obstructions such as bollards and/or planters to protect buildings
- Ensure consistent signage
- Consider additional panic buttons
- Additional strobe lights will aid in the visual signaling of an emergency situation



Training



Existing Measures

- ✓ District-Wide School Safety Plan includes guidance on training
- ✓ GNPS Security Department conducts training for security personnel, including guards

Recommendations


- Expand training to include information on visitor management system, video cameras/monitoring capabilities, and RAVE application
- Conduct additional drills and exercises to further prepare personnel for multiple threats and hazards



In Conclusion



- School security only works if it is seen as an enterprise-wide solution which must continue to evolve
 - GNPS has taken great steps to address the three “Gs” of Security: Gates, Guards and Gadgets
- The review found that many of the aspects of the current system are commendable and sustainable
 - There is always room for improvement in order to ensure that security responds to changing and emerging threats



REDLAND



STRATEGIES

RedLandStrategies.com

212-643-2002

519 Eighth Avenue, 16th Floor

New York, NY 10018