

# Opinion Writing Checklist

## Grade 2

### STRUCTURE

I wrote my opinion or my likes and dislikes and gave reasons for my opinion.

Did I do it like a second grader?

NOT  
YET


STARTING  
TO

YES!




I wrote a beginning in which I not only gave my opinion, but also set readers up to expect that my writing would try to convince them of it.






I connected parts of my piece using words such as *also*, *another*, and *because*.





I wrote an ending in which I reminded readers of my opinion.







My piece had different parts; I wrote a lot of lines for each part.

# Opinion Writing Checklist (continued)

## Grade 2

### DEVELOPMENT

Did I do it like a second grader?	NOT YET	STARTING TO	YES!	
	<p>I wrote at least two reasons and wrote at least a few sentences about each one.</p>	<input type="checkbox"/>	<input type="checkbox"/>	<input type="checkbox"/>
	<p>I chose words that would make readers agree with my opinion.</p>	<input type="checkbox"/>	<input type="checkbox"/>	<input type="checkbox"/>

# Opinion Writing Checklist (continued)

## Grade 2

### LANGUAGE CONVENTIONS

Did I do it like a second grader?

NOT  
YET

STARTING  
TO

YES!



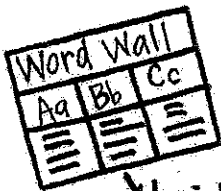
nation  
vacation



happily  
slowly  
finally

I used what I knew about spelling patterns to spell a word.

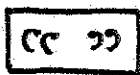




bright  
light  
lightest

I spelled all of the word wall words correctly and used the word wall to help me figure out how to spell other words.





"How are you?" my teacher asked.

I used quotation marks to show what characters said.





can't  
don't

I'm  
we'll

When I used words such as *can't* and *don't*, I put in the apostrophe.




OPINION WRITING Student Checklists