

Name: _____

Date: _____

Information Writing Checklist

Grade 2

STRUCTURE


I taught readers some important points about a subject.

Did I do it like a second grader?

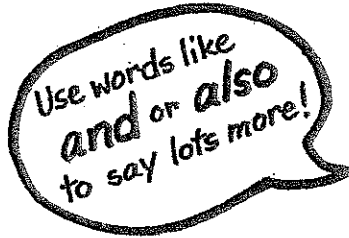
NOT
YET

STARTING
TO

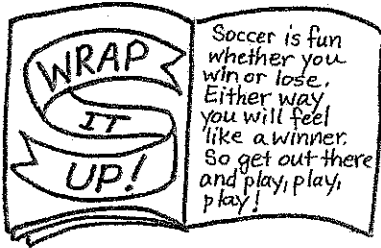
YES!




I wrote a beginning in which I named a subject and tried to interest readers.



I used words such as *and* and *also* to show I had more to say.



I wrote some sentences or a section at the end to wrap up my piece.



My writing had different parts; each part told different information about the topic.

INFORMATION
Student Checklists

2

Information Writing Checklist (continued)

Grade 2

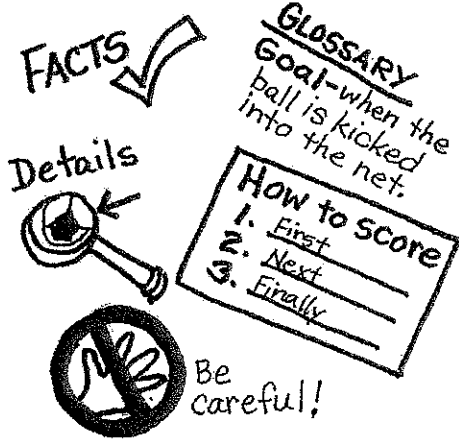
DEVELOPMENT

Did I do it like a second grader?

NOT
YET

STARTING
TO

YES!



I used different kinds of information in my writing such as facts, definitions, details, steps, and tips.



I tried to include the words that showed I'm an expert on the topic.

Information Writing Checklist (continued)

Grade 2

LANGUAGE CONVENTIONS

Did I do it like a second grader?

NOT
YET

STARTING
TO

YES!

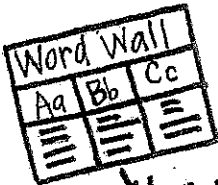


nation
vacation



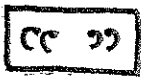
happily
slowly
finally

I used what I knew about spelling patterns to spell a word.



bright
light
lightest

I spelled all of the word wall words correctly and used the word wall to help me figure out how to spell other words.



"How are you?" my teacher asked.

I used quotation marks to show what characters said.



can't I'm
don't we'll

When I used words such as *can't* and *don't*, I put in the apostrophe.